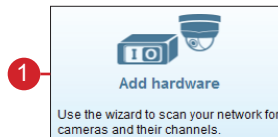


IX Series Video Door Streaming to Milestone XProtect® Go Client*

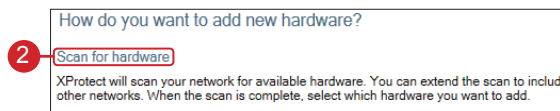
The IX Series video door stations can be viewed by the Milestone XProtect Go client using ONVIF Profile S. By default, IX Series video door stations have the second video stream turned on and set to stream using the H.264 protocol. When configuring, verify the door station settings.

Milestone XProtect® Go Setup

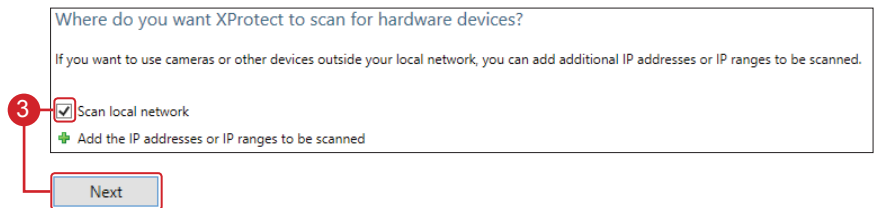
- 1 Open Milestone XProtect Management Application, and click **Add hardware**.



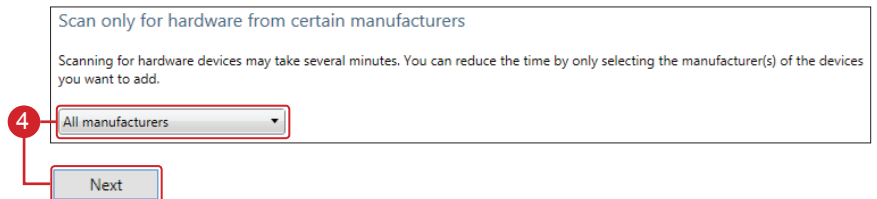
- 2 Click **Scan for hardware**.



- 3 Ensure the **“Scan local network”** box is checked, and click **Next**.

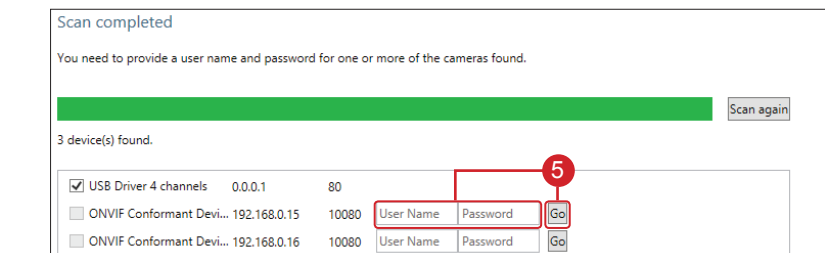


- 4 Select **“All manufacturers”** or **“ONVIF conformant devices”** from the drop down menu and click **Next**.

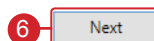


- 5 Enter the **User Name** and **Password** for each device and click **Go**.

- **Username:** aiphone
- **Password:** aiphone



- 6 After entering the **User Name** and **Password** and clicking **Go** for each device, click **Next**.



* Tested with Milestone XProtect® Go Client Version: 2014